





















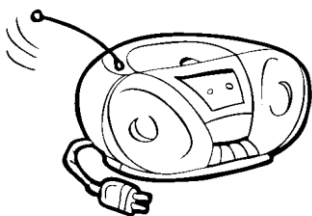


## Guía complementaria corregida Fonema R fuerte

1. Escribe la sílaba con la que **empieza** cada palabra representada:

2. Lee las palabras y luego únelas con los dibujos correspondientes:



rana


reina

torre

radio


risa

3. Observa los dibujos y luego pinta las palabras que los representen:



rueda

sirena



ratones

salones



raro

tarro

